



# Advanced Card Systems Limited

Card and Reader Technologies

A background image showing a person's hands interacting with a card reader device. The image is semi-transparent and serves as a backdrop for the 'User Manual' text.

## User Manual

### ACR122 NFC Contactless Smart Card Reader





# Advanced Card Systems Limited

## ACR122 NFC Contactless Smart Card Reader

Thank you for purchasing the ACR122U smart card reader. Stability and reliability bring you the highest quality in contactless smart card applications.

### REGULATORY INFORMATION:

<p>Declaration of Conformity</p> <p>Trade Name: Advanced Card Systems Limited</p> <p>Model: ACR122U</p>
---

For customers in Europe

This device conforms to the following European Directives:

ETSI EN 302 291-1 V1.1.1 (2005 – 07); ETSI EN 302291 – 2 V1.1.1 (2005 – 07)

ETSI EN 301 489-1 V1.6.1 (2005 – 09); ETSI EN 301489 – 3 V1.4.1 (2002 – 08)

EN 60950 – 1: 2001 +A11: 2004

### COMPLIANCE



#### Notice:

Changes or modifications not expressly approved by the party responsible for compliance could void the user's authority to operate the equipment.



# Advanced Card Systems Limited

## ACR122 NFC Contactless Smart Card Reader

### 1.0 Introduction



The ACR122 is a PC-linked Contactless Smart Card Reader/Writer developed on the 13.56MHz Contactless Technology. It is the world's first CCID Compliant Contactless Card Reader/Writer that follows both ISO14443 and ISO18092. This device is designed to support not only MiFare and ISO14443 Type A and B Cards but also FeliCa and NFC tags.

By making use high-speed card access and full USB speed of 12 Mbps, read and write operations are faster and more efficient. Furthermore, this reader acts as a Plug and Play (PnP) device so there is no need to provide drivers to users. With its compact size and trendy design and with the various features the ACR122 offers, you can experience the convenience

in using ACR122 for applications of payment, mass transit, physical access control, time attendance, etc.

### 2.0 Features

- CCID Standard
- Read / Write Speed up to 424kbps
- ISO/IEC18092 (NFC) compliant
- ISO14443 Type A and B card support
- Support FeliCa card
- USB PnP
- Compact and Slim design
- Bi-Color LED
- Compact size: 98mm (L) x 65mm (W) x 12.8mm (H)
- Light Weight: 70g
- CE, FCC and RoHS compliant
- User Controllable Buzzer (optional)
- SAM Socket (optional)

### 3.0 Typical Applications

- Network access control
- Micro-payment
- NFC mobile tag
- Public Transportation Terminals
- Automatic Fare Collection
- Physical access control
- Customer Loyalty
- Time attendance
- Contactless public phones
- Vending machines



### 4.0 Installation Procedure

1. Plug the ACR122U into the USB port of PC, and the LED will light up.



2. PC shows “found new hardware”.

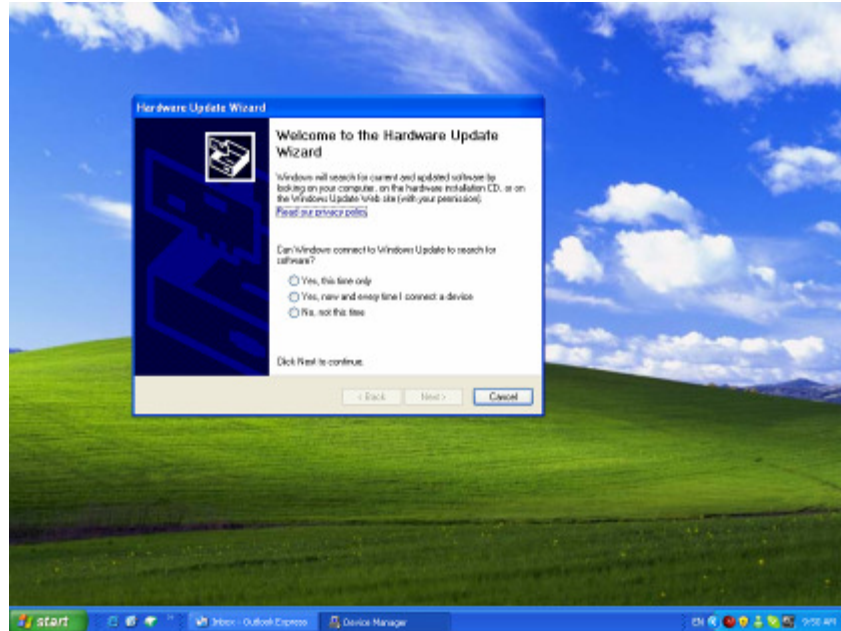




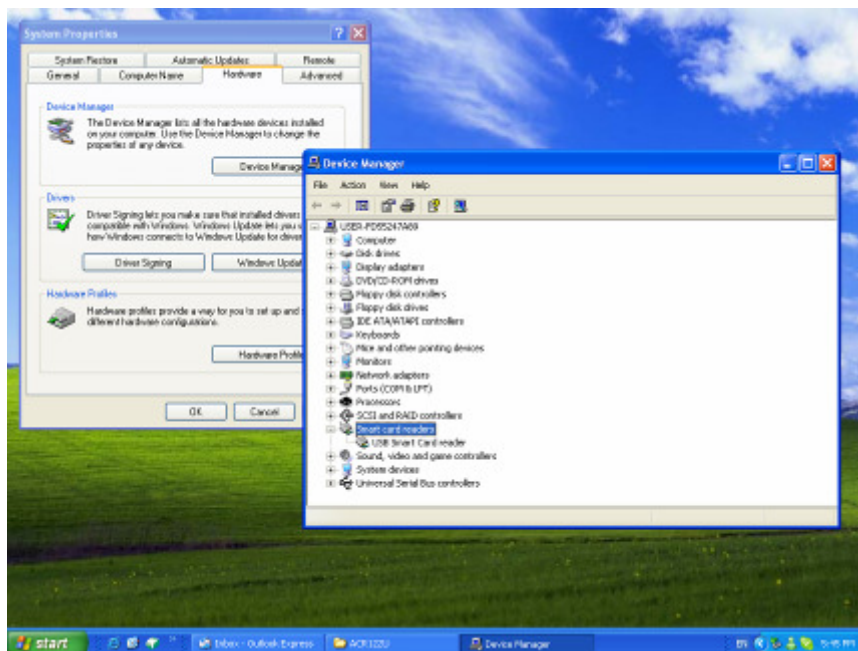
# Advanced Card Systems Limited

## ACR122 NFC Contactless Smart Card Reader

3. “Hardware Update Wizard” comes up and then goes for the driver installation by clicking “Next”. It will install the ACR122U driver automatically through the Windows Update.



4. After successful installed the ACR122U driver, in the Device Manager, it shows there is USB “Smart Card Reader” in the item of Smart Card Readers. Then, you can start work with the AC122U.



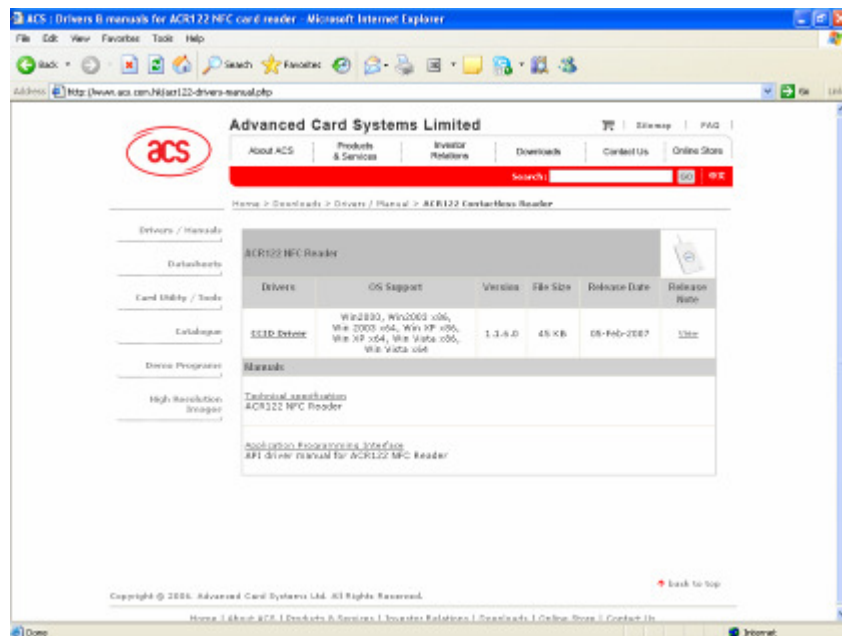




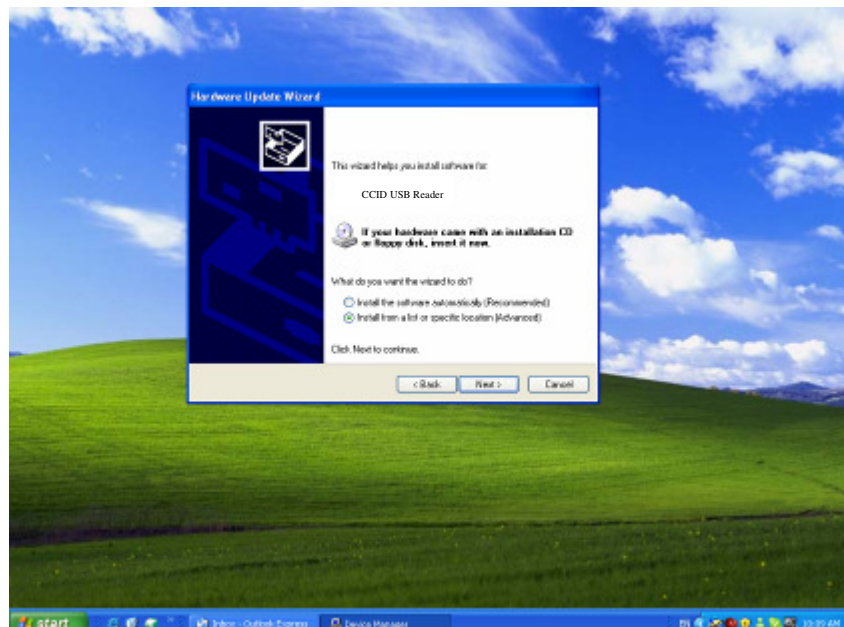
# Advanced Card Systems Limited

## ACR122 NFC Contactless Smart Card Reader

In case Windows Update is not available, ACR122U driver can be installed manually. Please go to <http://www.acs.com.hk/acr122-drivers-manual.php> and download the driver for ACR122U.



For this time, choose “Install from a list or specific location (Advanced)” and click “Next” to install the ACR122U driver downloaded from the ACS website.

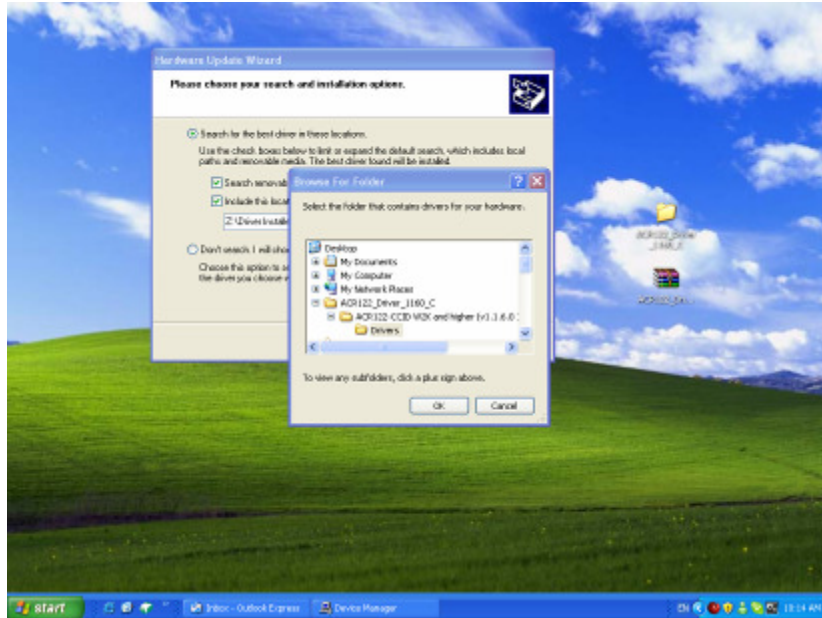




# Advanced Card Systems Limited

## ACR122 NFC Contactless Smart Card Reader

Then, click “Browse” to locate the ACR122U driver and click “OK”.



After installation, the ACR122U is ready to use.